



IQX Net Admin

1. After IQXNet has been licenced in the database and the set up completed, the next step is to give IQX User(s) rights to administer IQXNet Users (and maintenance if they also have maintenance role).


* Go to the User record (Maintenance> Users) under ROLES, look at the ROLE GROUP 'IQXNET' and assign 'Can administer IQXNet Users'



Role Group	IQXNET		Search			
Group	Role	Search Criteria Group	Assigned	Expires	Notes	
▶ IQXNET	Can administer IQXNet users		<input checked="" type="checkbox"/>		And Maintenance set...	

2. IQXNet Settings to be set. User Classes, Rights, Class Rights etc. These create a profile of what is available to be done on the portal depending on the class of User you set them as.

3. Clients / candidates need to be given Website Rights using the  website rights button on their record.

When setting up a user, you will set them for example as a Client User and this will then use the default rights allocated to that class of user.

 IQXNet User Barbara Kirkup, 10 Group PLC

  [Reset Password](#) [New IQXNet User](#)

Links

Rights

User Class

CLIENT

Name

Barbara Kirkup, 10 Group PLC

Login ID

barbara@iqx.co.uk

Email Address

barbara@iqx.co.uk

Expiry Date

ID	Description	Default	Over-ride
LOGIN	Login	Allowed	
ORDERJOBS	Order Jobs	Allowed	
AUTHORISEJOBS	Authorise Jobs	Allowed	
FILLJOBS	Fill Jobs	Allowed	
FILLTIMESHEETS	Fill Timesheets	Allowed	
AUTHORISETIM...	Authorise Timesheets	Allowed	
MAINTAINCONT...	Maintain Contacts	Allowed	
CASCADESETTL...	Can change the cascade settings for jobs	Allowed	
CLICONTACTDE...	View client contact details	Allowed	
MANAGEMENTI...	Management Information	Allowed	Deny
DOCCANDDOWN...	Download Candidate Documents	Allowed	Deny
DOCVACDOWN...	Can download Vacancy Documents	Allowed	Deny
DOCVACUPLOAD	Can upload documents to the vacancy	Allowed	
CANDPROFILE	Can View Candidate Profile	Allowed	
▶ FLOWEDIT	Flow edit	Allowed	

The email address MUST be unique. The LoginID can be changed.

It is possible to override the default settings by denying that particular role in the last column



ID	Description	Default	Over-ride
LOGIN	Login	Allowed	Deny
ORDERJOBS	Order Jobs	Allowed	
AUTHORISEJOBS	Authorise Jobs	Allowed	
FILLJOBS	Fill Jobs	Allowed	
ADDCANDIDATES	Add Candidates	Allowed	
FILLTIMESHEETS	Fill Timesheets	Allowed	
AUTHORISETIM...	Authorise Timesheets	Allowed	
MAINTAINCONT...	Maintain Contacts	Allowed	
MANAGEMENTI...	Management Information	Allowed	
DOCCANDUPLO...	Upload Candidate Documents	Allowed	
▶ DOCCANDDOW...	Download Candidate Documents	Allowed	

A single Contact can be set to have access to several IQX client records online in the LINKS view.

IQXNet User Yo Hall, 10 Group PLC

[Reset Password](#) [New IQXNet User](#)

Links

Rights

User Class: CLIENT

Name: Yo Hall, 10 Group PLC

Login ID: yo@hotmail.co.uk

Email Address: yo@hotmail.co.uk

Expiry Date:

[Delete Link](#) Drag Person or Contact to this panel to create link

Person	Company
▶ Yo Hall	10 Group PLC, 36 George Street, EDINBURGH
Yo Hall	31 Group PLC, Unit 4, Kingthorne Park, Houstin Industrial Estate, Livingston OX9 3LS

it is possible to have an automated method to auto-set access if all are to be given access, contact IQX to discuss.

Go back to [IQXNet](#)



From:

<https://iqxusers.co.uk/iqxhelp/> - **iqx**

Permanent link:

<https://iqxusers.co.uk/iqxhelp/doku.php?id=ug12-05&rev=1414674646>

Last update: **2017/11/16 21:58**

